

WPiSPINNER

Installation & Configuration Guide

Published by: Quazi Touheed

<http://www.wpispinner.com>

Copyright © 2012 – Quazi Touheed. All rights are reserved.

No part of this document may be reproduced or transmitted in any form without the written permission of the author, except for the inclusion of brief quotations in a review.

Contents:

Part One – WPiSpinner

Part Two – Requirements

Part Three – Installing WPiSpinner

Part Four – Activation & General Settings

Part Five – Compatibility Checker & Support

Part Six – FAQ

Part Seven – TroubleShooting

Part Eight – Links

Licensing Terms:

Single

Multi

Developers

Upcoming Updates



Number Of Sites

1

25

Unlimited

Support



Extended Support



Use On Client Site



* Extended Support: I will fix all issues you will face in the way to install & use my plugins (e.g. server misconfiguration, disabled php extension). Please note, I may need your cPanel info to fix these kind of issues.

* No Plugin Includes Resell Rights.

Part One – WPiSpinner

WPiSpinner Is A WordPress Plugin Intended For All The Folks Who Has WordPress Sites & Write Contents, Articles & Do Bloggings etc....

This Plugin Is All About Content Spinning. We Know Mr. Google Uses Lots Of Secret Techniques To Find Original Content Sites & Gives Only Those Sites Higher Ranking.

Now We Live In A Digital Era Where Almost Everything Is Available In Internet. Sometimes, It DO Happens That You Want To Write Something For Your Site. To Research About The Writing Subject, You Do A Search And Find A Site Which Exactly Has The Same Thing You Have In Your Mind. In Spite Of That, You Put All Your Efforts To Write The Same Thing In Your Style.

Ask Yourself, What's The Point To Write The Same Thing Again?

Absolutely Nothing! Complete Waste Of Time.

You Can Just Copy & Paste It In Your Site. No Harm To Do That! But, Also No Gain!

Why?

Cause You'll Not Get Any Ranks From Google. And That's What We Always Strive For - Google Page Rank. You Know It Matters The Most.

Now, There's A Solution That People Normally Use - Content Spinning. There's A Lot Of Apps For This. But All The Apps Spin Contents In One

Click & 99% Times They Change The Meaning Along With The Contents!
Right? Oh, Yeah.

Is There Any Solution To Spin Contents Properly Without Using Those
Dumb Apps?

Well, Now You Can Guess The Answer - WPiSpinner.

It Gives You The Options To Spin Word By Word, Which Makes The
Contents Unique, Also It Doesn't Changes The Meaning. The WPiSpinner
GUI Is So Simple... Just Like The Application, Yet The Most Powerful Word
Spinner.

Enjoy the flexibility!

Features:

- ✔ Database Has 2,33,082 Words!
- ✔ Word by Word Spinning
- ✔ Central Panel Makes The Spinning A Breeze
- ✔ Replace & Restore Words By Clicking Buttons
- ✔ Options To Add New Words & Synonyms In The Central Database (*)

*** Need Admin Approval

Version History:

Just Started Journey – initial version!

Part Two – Requirements

Platform: WordPress 3.x

Scripting Language: PHP 5.0 or above

Database: MySQL 5.0 or above

PHP Extension: cURL

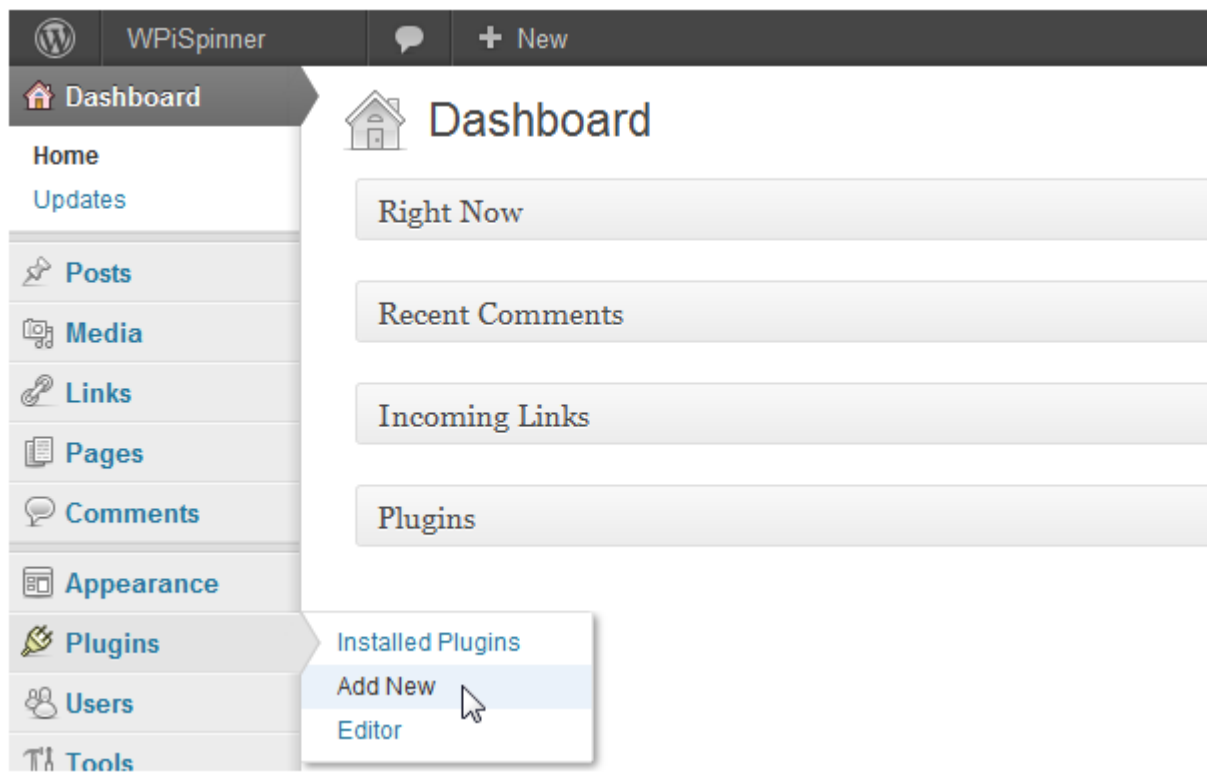
* If you're unsure whether your server meets these requirements, simply check the “Compatibility Checker” submenu of WPiSpinner.

[Part Three – Installing WPiSpinner](#)

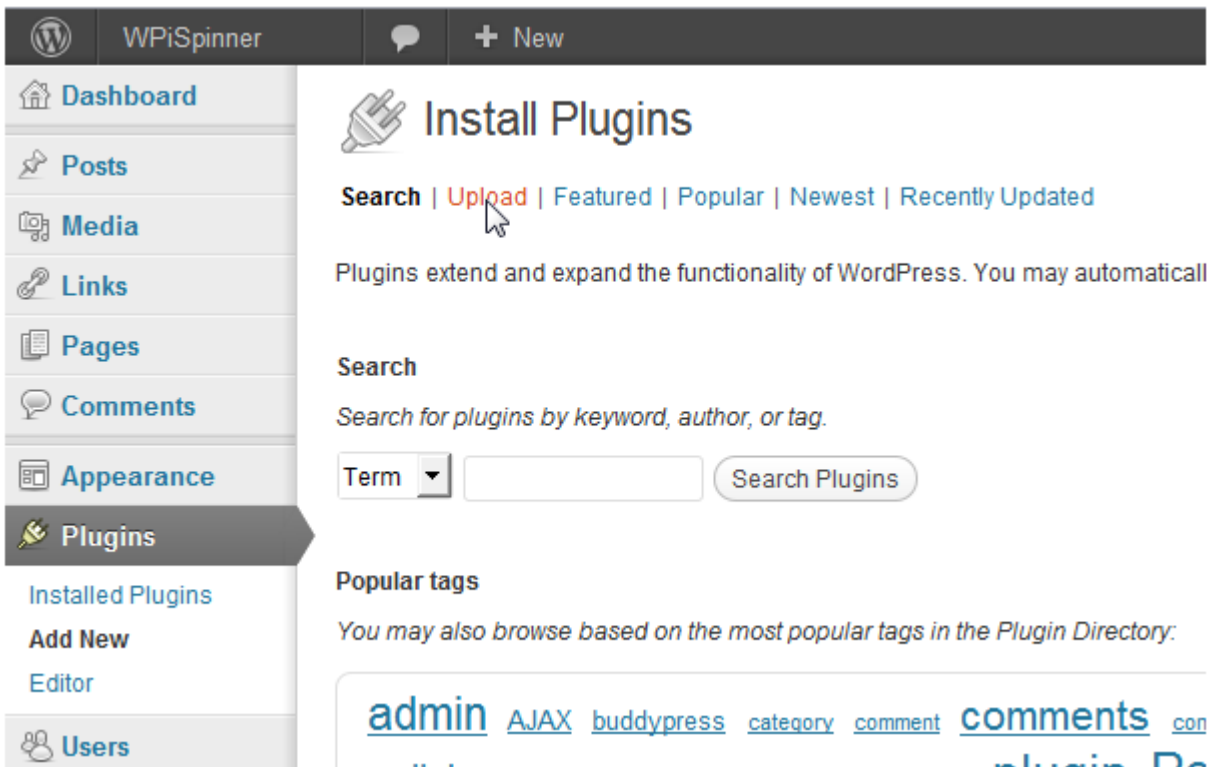
Step 1 – Download WPiSpinner. Simply make a note of where you downloaded & stored WPiSpinner.

Step 2 – Log into your Wordpress Admin Panel.

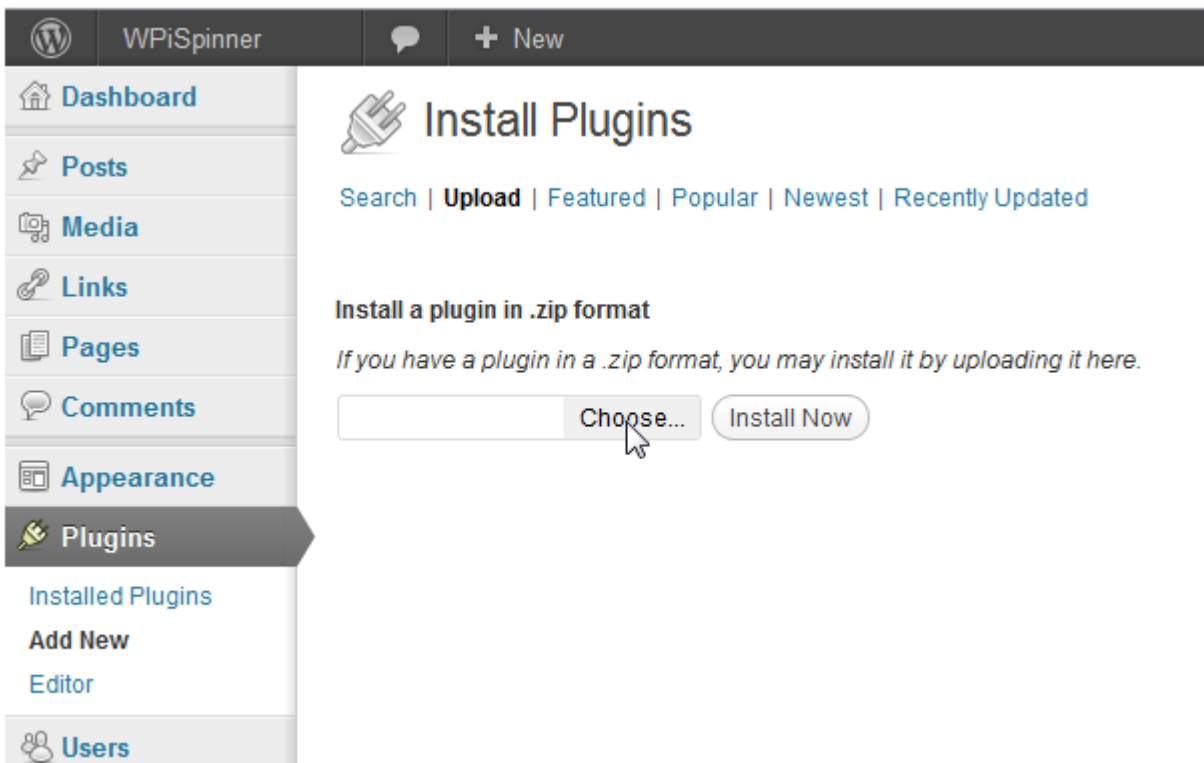
Step 3 – Click the “Add New” Plugin link.



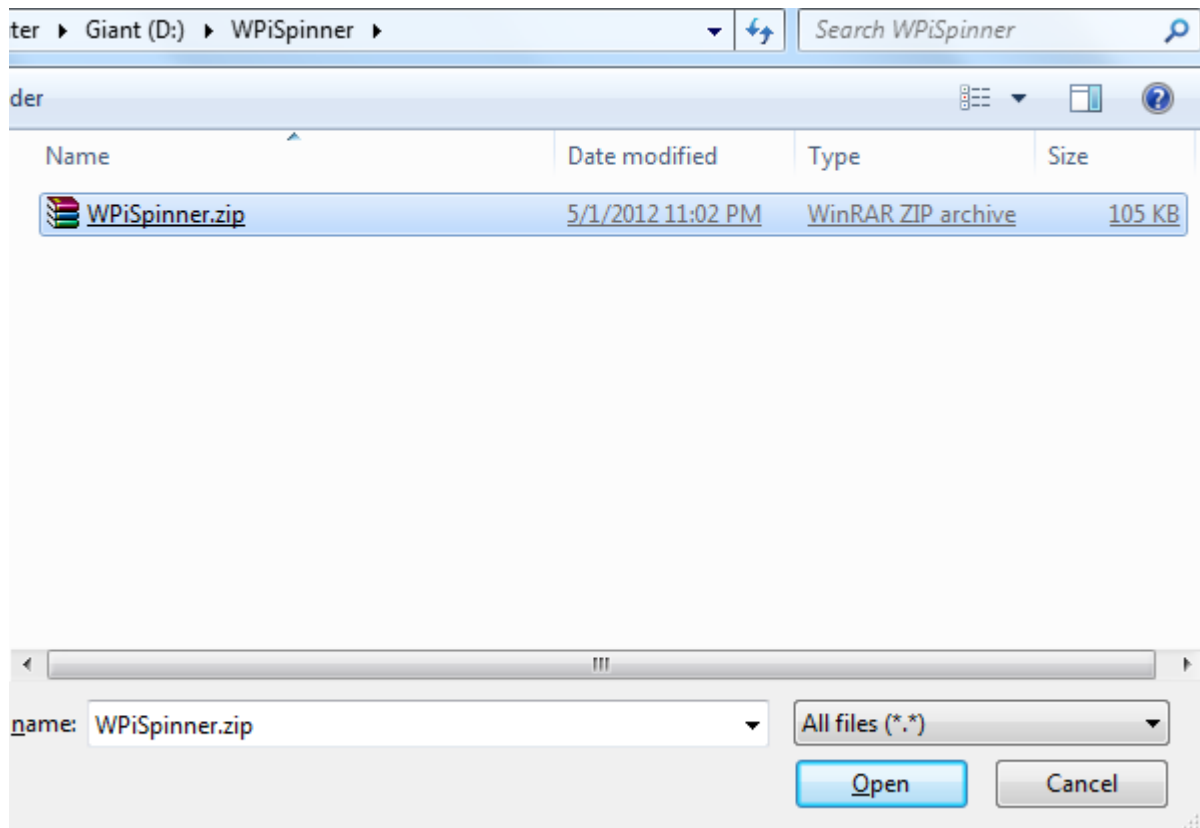
Step 4 – Click the “Upload” link.



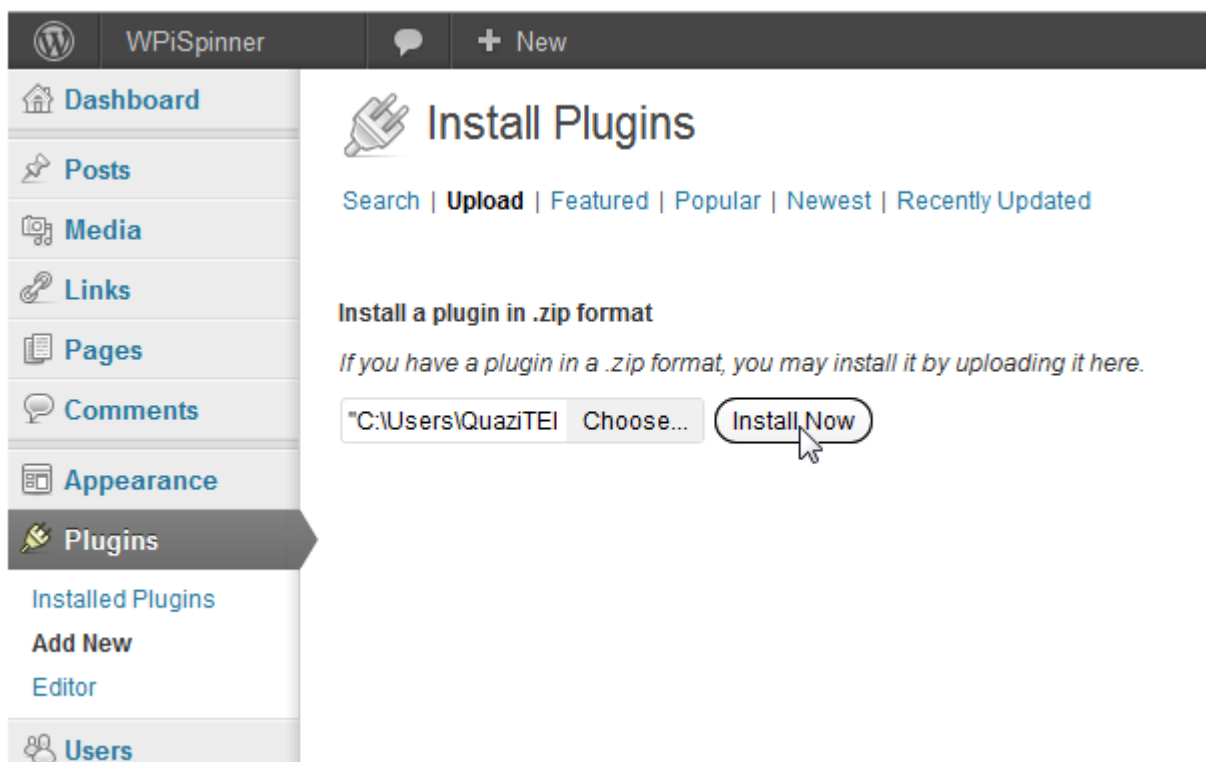
Step 5 – Click the “Choose File” button.



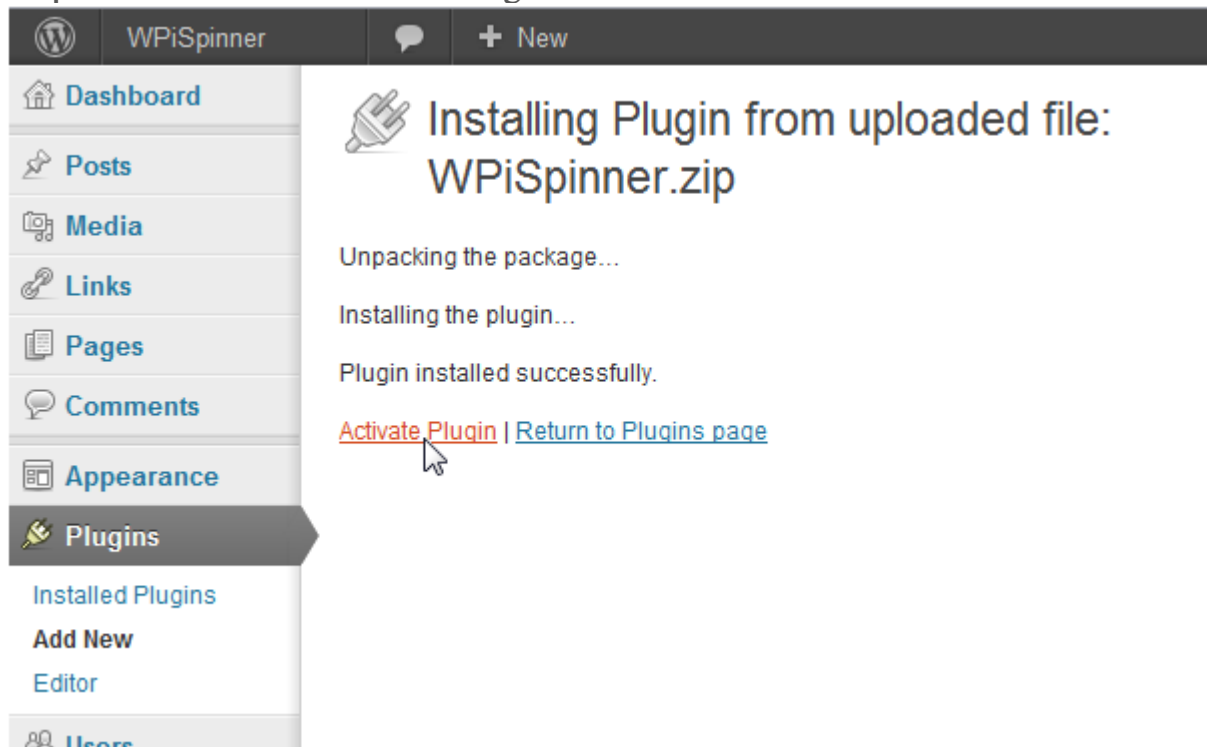
Step 6 – Locate & Select “WPiSpinner.zip” file, then click “Open”.



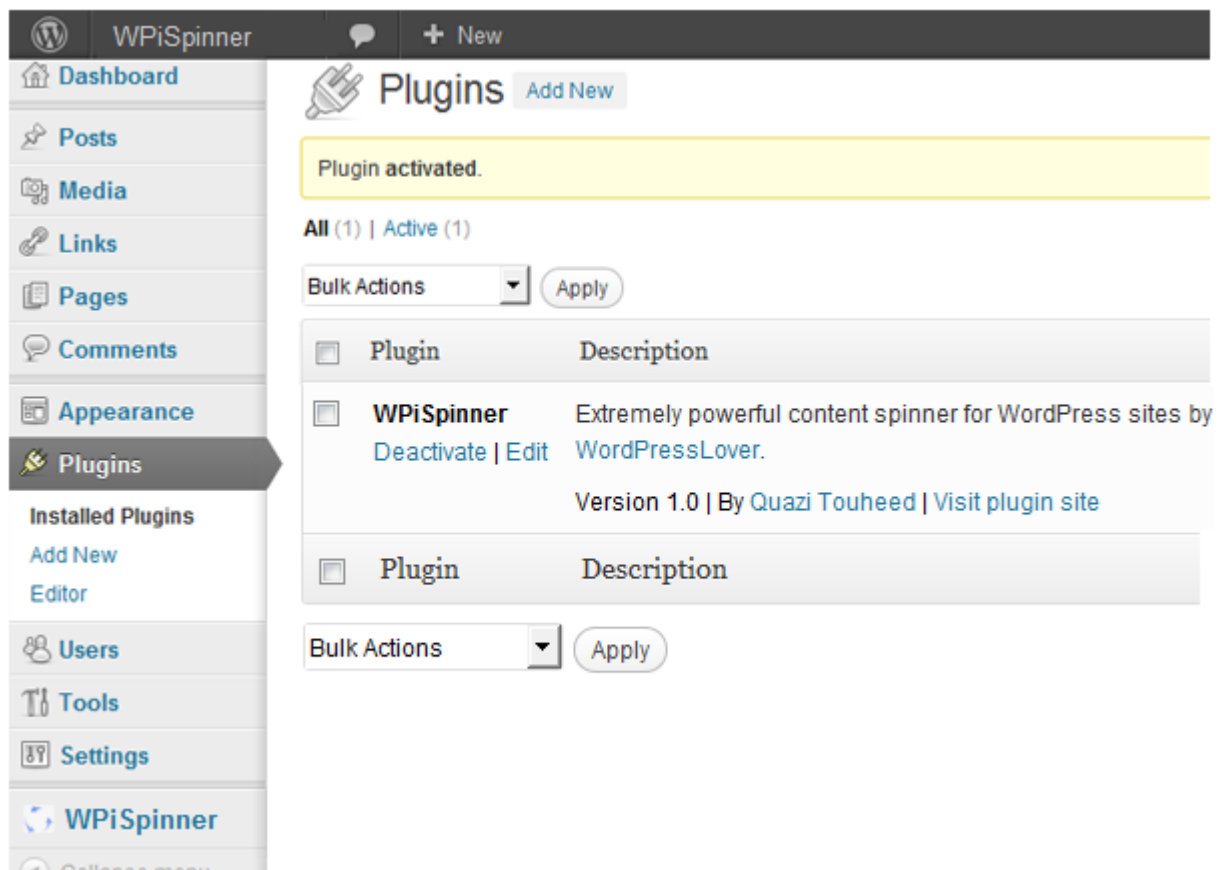
Step 7 – Click the “Install Now” button.



Step 8 – Click the “Activate Plugin” button.

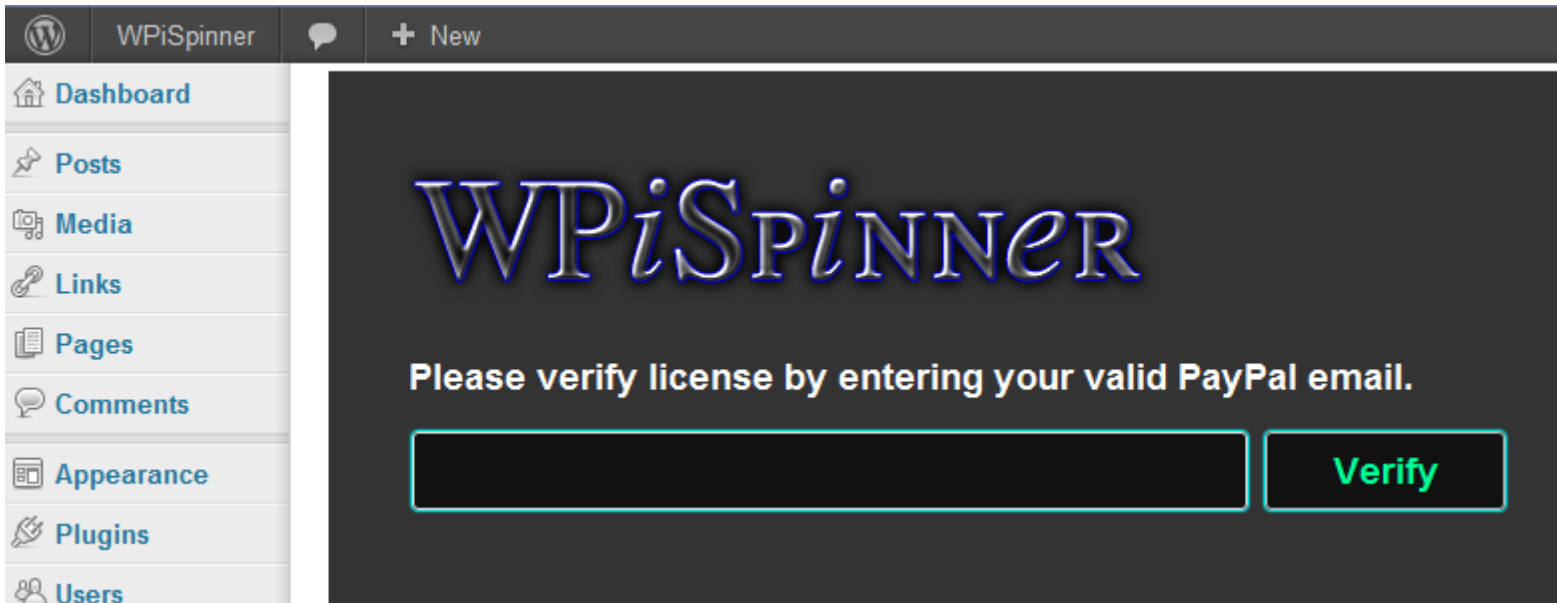


Step 9 – Installation complete!

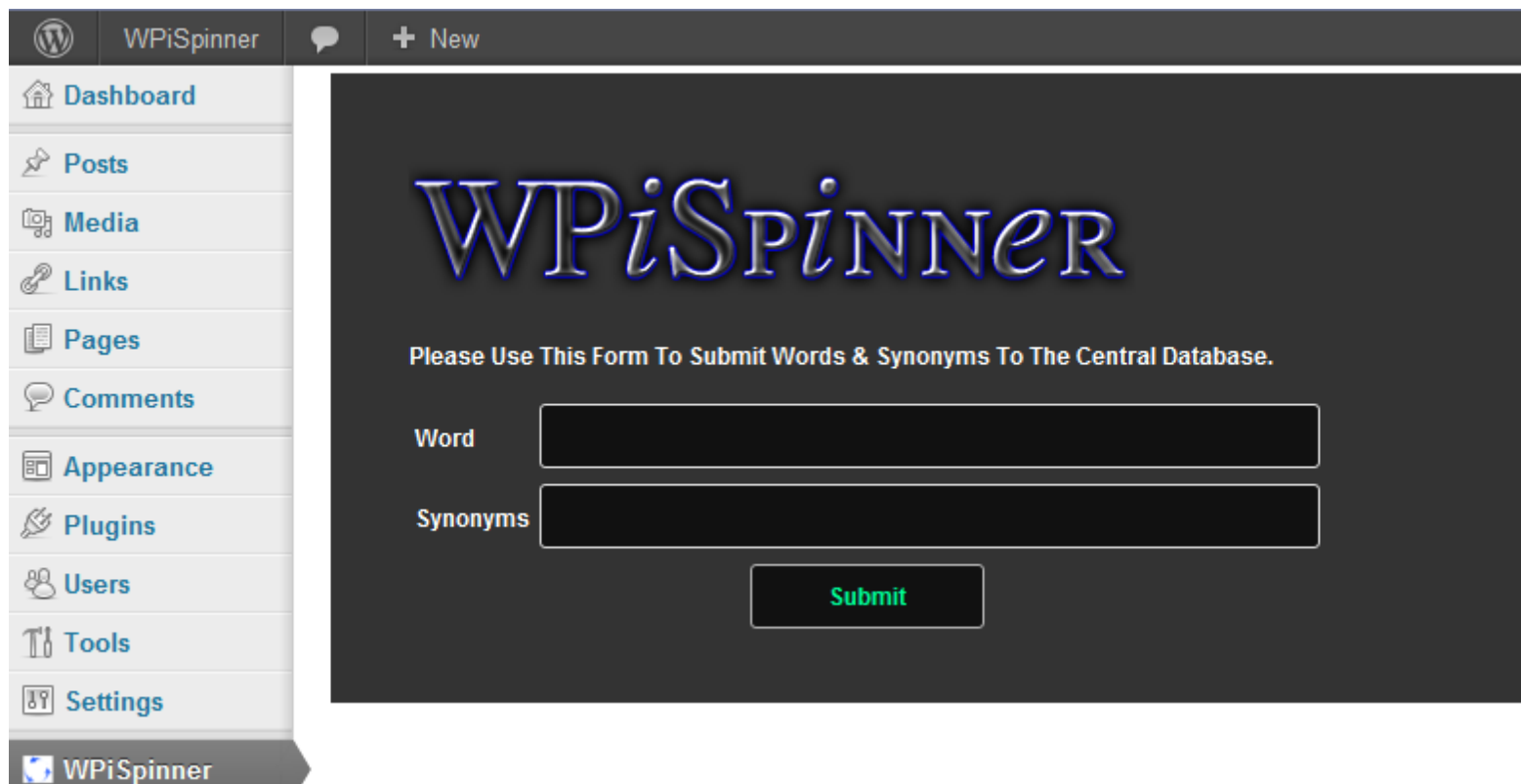


[Part Four – Activation & General Settings](#)

Use Your PayPal Email To Verify License:



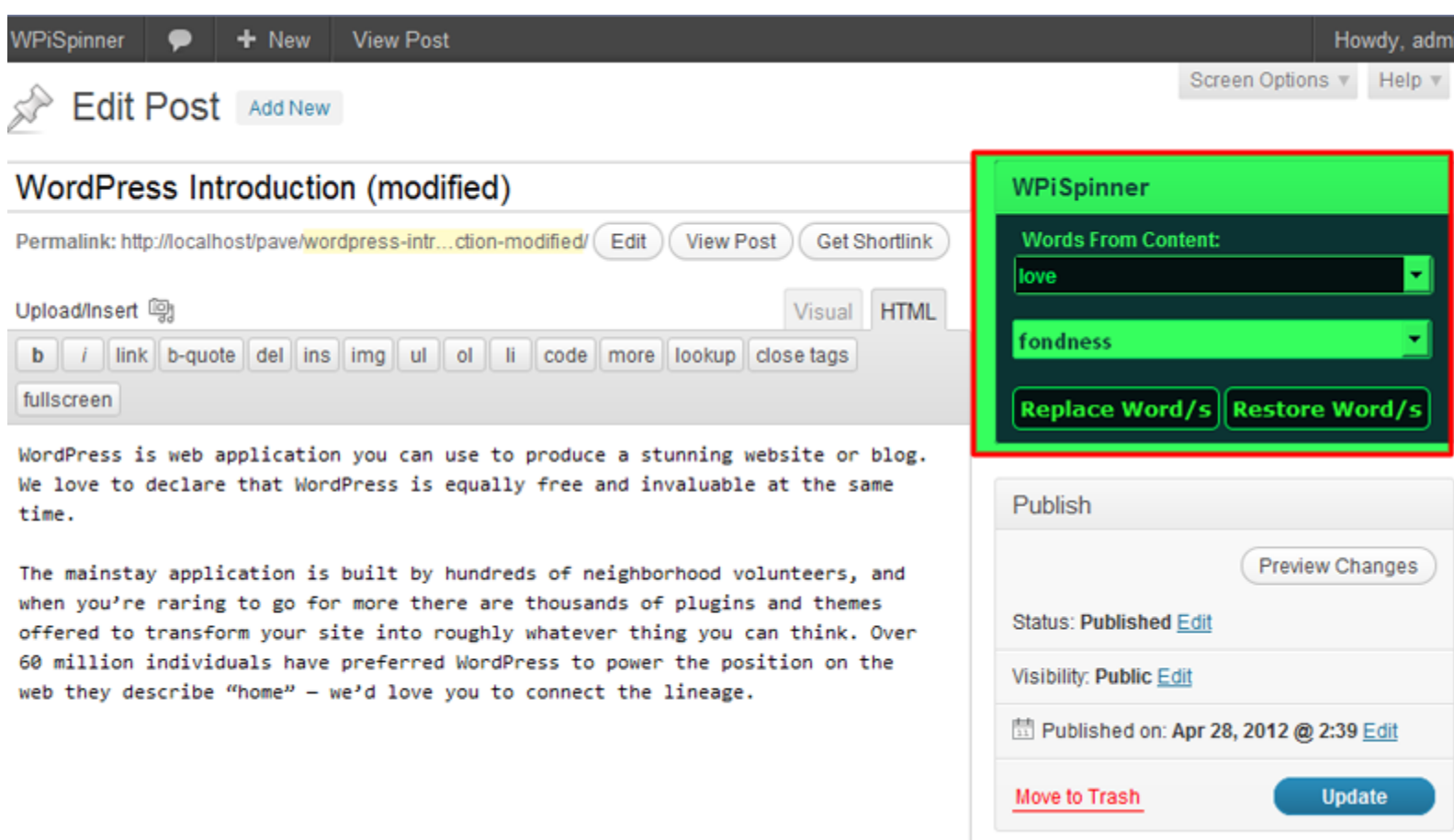
Once You Verify, You'll See This Page:



You Can Add New Word & Synonyms From Here.

There's Nothing To Configure Actually. WPiSpinner Needs No Further Configuration. Ready To Run - Out Of The Box!

You Can Spin Words From Post & Page Editor Sidebar:



The screenshot shows the WordPress editor interface. At the top, there's a navigation bar with 'WPiSpinner', '+ New', 'View Post', and 'Howdy, adm'. Below that, the 'Edit Post' header is visible with an 'Add New' button. The main content area shows a post titled 'WordPress Introduction (modified)' with a permalink and buttons for 'Edit', 'View Post', and 'Get Shortlink'. The 'Visual' and 'HTML' tabs are present, along with a rich text editor toolbar. The main text of the post is visible. On the right sidebar, the 'WPiSpinner' plugin is highlighted with a red box. It features a 'Words From Content' dropdown menu with 'love' selected, a 'fondness' dropdown menu, and two buttons: 'Replace Word/s' and 'Restore Word/s'. Below the plugin, the 'Publish' section shows 'Status: Published', 'Visibility: Public', and 'Published on: Apr 28, 2012 @ 2:39', along with 'Move to Trash' and 'Update' buttons.

You can also watch this video: [WPiSpinner Video](#)

This Video Demonstrates How To Spin Contents Properly.

You'll Also See How The Spun Contents Are Checked With CopyScape™.

Part Five – Compatibility Checker & Support

WPiSpinner -> Compatibility Checker:

WPiSPINNER

- ✔ WPiSpinner version 2.0
- ✔ WordPress version is 3.3.2 @ <http://localhost/pave>
- ✔ PHP version is 5.3.5 @ <http://localhost/pave>
- ✔ cURL (PHP extension) is enabled @ <http://localhost/pave>
- ✔ MySQL version is 5.5.8 @ <http://localhost/pave>

Part Six – FAQ

My valid PayPal email address isn't working, the plugin is giving this error: "Please Provide Your Valid PayPal email address". What's the problem?

This generally means you're using wrong email address. It's also possible that my databases got corrupted & need repair. If you're sure you're using correct email address to verify, though it's not working - then please raise a ticket from <http://www.wordpresslover.com/support>.

Will there be any updates of WPiSpinner? Who are eligible for updates?

YES! Updates include features request from members using the built-in features request system.

Everyone is eligible for the updates.

Which hosting server OS is better for WPiSpinner? Windows or Linux?

Linux is obviously better for both WPiSpinner & WordPress.

How can I get support for WPiSpinner?

You can raise a ticket at <http://www.wordpresslover.com/support> (recommended) Or Mail at support@wordpresslover.com

Do you offer any money back guarantee for WPiSpinner?

Sorry, there's no money back guarantee. Please check the demo with full features, then take decision. A lot of guys just purchase WSO & ask for refunds. It really hurts! You know what I mean! ;) **However, you can always ask for refund if you find any problem of WPiSpinner & I can't fix it within 7 days.**

How many words does the WPiSpinner database has?

The database has 2,33,082 words & it's growing.

Can I add words & synonyms by myself?

Oh yeah, you can indeed. This way you can also contribute to WPiSpinner central database.

Part Seven – Troubleshooting

If you experience problems uploading files, please check these:

1. Make sure Directory has correct write permissions (wp-content folder)
2. Make sure your server is configured for file uploads

Uploading Files (Manually Using FTP Client)

Unzip the WPiSpinner files into your local hard drive. If you don't have Winzip, you can download it for free here. Using an FTP program (such as Filezilla, which is free, or a commercial package such as CuteFTP), login to your web server and copy the folder with files into your base website root directory. This directory is commonly called 'public_html', 'html', 'www' or 'website_html'. If you're not sure what it is, your webhost provider will be able to tell you.

Part Eight – Links

Home: <http://www.wpispinner.com/>

Demo: <http://www.wpispinner.com/demo/>

Video Tutorial: <http://www.wpispinner.com/video/>

FAQ: <http://www.wpispinner.com/faq/>

Affiliates: <http://www.wpispinner.com/affiliates/>

Member's Area: <http://www.wordpresslover.com/members/>

Support: <http://www.wordpresslover.com/support/>

Contact: <http://www.wpispinner.com/contact/>

User Guide: <http://www.wpispinner.com/WPiSpinnerUserGuide.pdf>

Other Plugins From WordPressLover:

WPAmazonProfits – The Amazing Amazon WordPress Plugin For Amazon Affiliates/Associates.

[HomePage](#) || [In WarriorForum](#)

WPeContactForm (Total Solution For eForm Related Stuff!) – Featuring Digital Signature For The First Time In WordPress Platform.

[HomePage](#) || [In WarriorForum](#)

WPPasswordResetTool – Utility To Reset Password Of Hacked WordPress Sites.

[HomePage](#) || [In WarriorForum](#)